

INSTALLATION OF MINIATURE THREADED AND STANDARD THREADED SERIES TRANSDUCERS

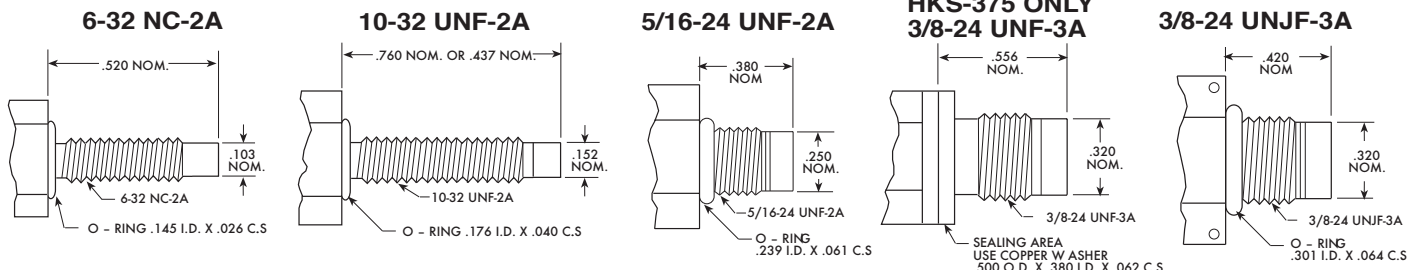


FIG. 1 (a)

FIG. 1 (b)

FIG. 1 (c)

FIG. 1 (d)

FIG. 1 (e)

For proper mounting of Figure 1 (e), an MS33649-3 port is required. The detail for this port is shown in Fig. 2 (e) and Fig. 2 (e) Detail. For convenience in machining, a contour cutter for MS33649 ports can be used to produce the required detail of the port and drill the pilot hole ready to be tapped. Mounting torque for the transducers is listed below.

6-32 NC-2A	10-32 UNF-2A	5/16-24 UNF-2A	HKS-375 ONLY 3/8-24 UNF-3A	3/8-24 UNJF-3A
15 Inch Pounds (Max.)	15 Inch Pounds (Max.)	75 Inch pounds (Max.)	80-120 Inch Pounds	80-120 Inch Pounds

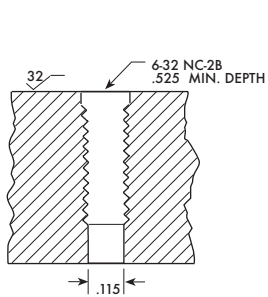


FIG. 2 (a)

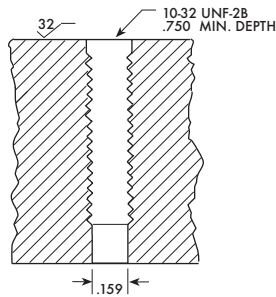


FIG. 2 (b)

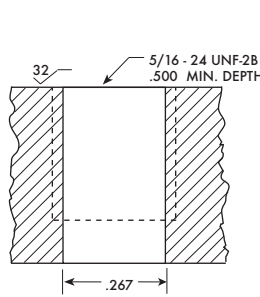
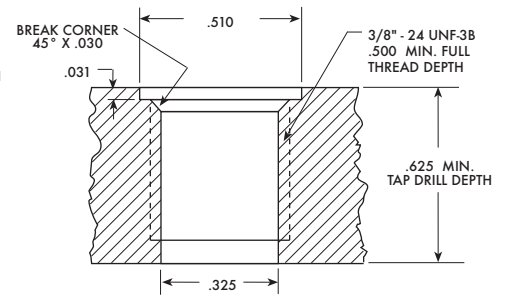


FIG. 2 (f)



**FIG. 2 (d)
HKS-375 ONLY**

