

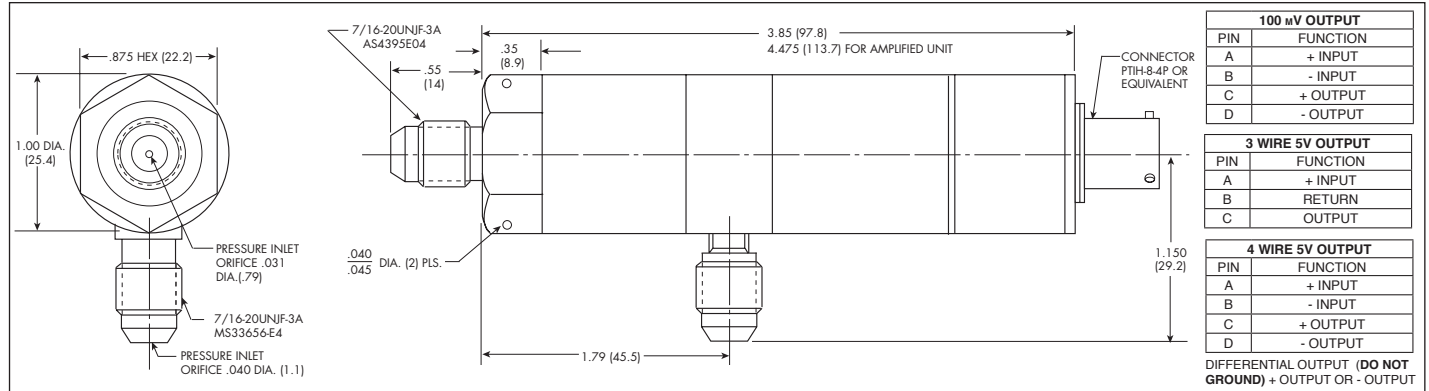



# AIRCRAFT DIFFERENTIAL PRESSURE TRANSDUCER

APT-51W-1000 Differential (100mV Output)

APTE-51W-1000 Differential (5V Output)\*

- High Natural Frequencies
- Unprecedented Stability And Reliability To High Temperatures (Ruggedized Internal Construction)
- Leakproof, All Welded Construction (No Leak After Exposure To 2000°F 1093°C)
- Utmost In Safety (Secondary Containment Of Pressure Media)
- Fully Qualified (Passed Extensive Environmental Tests, RTCA/DO-160F)



SPECIFICATIONS	UNAMPLIFIED APT-SERIES		AMPLIFIED APTE SERIES	
	Pressure Range	1.7 25	3.5 50	7 100
Excitation	10VDC Regulated		28VDC ± 4V	
Output	100mV (Typ.)		5VDC Diff. or Single Ended	
Power Consumption	100mW (Typ.)		280mW (Typ.)	
Input Impedance	1000 Ohms (Min.)		N/A	
Output Impedance	2000 Ohms (Max.)		100 Ohms (Max.)	
Operating Temperature Range	-65°F to +300°F (-55°C to +150°C)		-65°F to +250°F (-55°C to +120°C)	
Weight	0.45 Lb. (Max.)		0.6 Lb. (Max.)	
Case Outline	Case Length May Vary With Range, Measuring Mode, Pressure Port and Connector			
Construction Materials	316 SS And 17-4 PH SS			
Line Pressure	4 Times Rated Pressure			
Proof Pressure	2 Times Rated Pressure Range, 1000 PSI Max. (69 Bar)			
Burst Pressure	5 Times Rated Pressure Range, 1000 PSI Max. (69 Bar)			
Insulation Resistance	100 Megohms Min. @ 50VDC			
Mounting Torque	75 Inch-Pounds (Max.)			
Total Error Band	± 2% FSO From 32°F (0°C) to 185°F (85°C), Increasing to ± 3% FSO at -65°F (-55°C) and +250°F (120°C), The APT Maintains ± 3% FSO to 300°F (150°C)			
Resolution	Infinitesimal			
MTBF	At Least 30,000 Hours			
Fluid Temperature	-65°F to +300°F (-55°C to +150°C)			
Storage Temperature Range (Non Operating)	-65°F to +185°F (-55°C to +85°C)			
Altitude-Operating	Up To 51,000 Feet			
Media Compatability	JP-4 and JP-5 Grade Aviation Turbine Fuel Per MIL-T-5624, Hydraulic Fluid Per MIL-H-5606, MIL-H-83282, Engine and Transmission Lubrication Oil Per MIL-L-7808 and MIL-L-23699 and Aviation Gasoline Per MIL-G-5572 All Grades			
Humidity	100% Relative Humidity			
Acceleration	Operational After Being Subjected to "G" Levels of 12 "G"s Per MIL-STD-810C, Method 513.2 Procedure 1			
Vibration	RTCA/DO-160F, Sec 8, Cat R, D & D1 Random Vibration Curves			
Mechanical Shock	RTCA/DO-160F, Sec 7, Cat B, 20g, 11 msec sawtooth shock			
Electromagnetic Interference	<b>APTE SERIES:</b> Meets RTCA DO-160 Sections 18, 19 and 21 All Cat. A, Section 20 Cat. U. (With Shielded Cable)			
Electrical Spike Protection	<b>APTE SERIES:</b> Unit Satisfies Power Input and Voltage Spike Conducted DO-160 Sections 16 and 17. Power Input Test 16 Voltage Spike Conducted Test 17			

Note: Custom pressure ranges, accuracies and mechanical configurations available. Dimensions are in inches. Dimensions in parenthesis are in millimeters. All dimensions nominal. (F) Continuous development and refinement of our products may result in specification changes without notice. Copyright © 2014 Kulite Semiconductor Products, Inc. All Rights Reserved.

### TYPICAL ERROR BAND

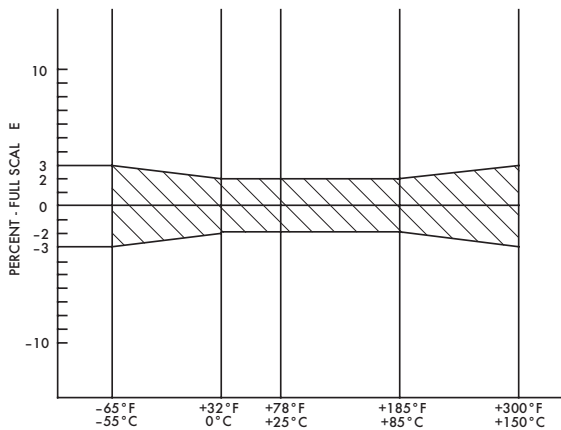


FIG I: TYPICAL ERROR BAND - UNAMPLIFIED UNIT

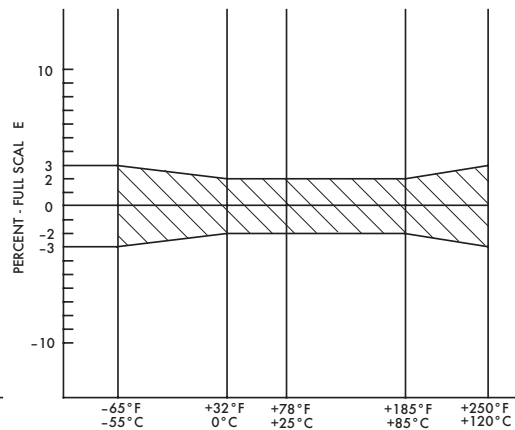
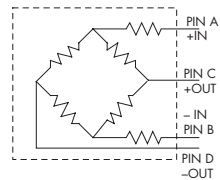


FIG II: TYPICAL ERROR BAND - AMPLIFIED UNIT

NOTE: OTHER TEMPERATURE RANGES AND TIGHTER SPECIFICATIONS ARE AVAILABLE.

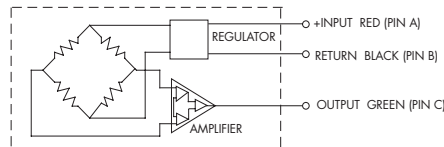
### WIRING

#### 0 - 100 mV OUTPUT



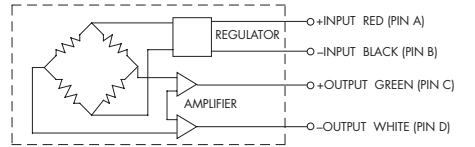
APT-51W-1000-XXXD

#### 3 WIRE 0.5 - 5V OUTPUT



APTE-51W-1000-XXXD-3

#### 4 WIRE 0 - 5V OUTPUT



DIFFERENTIAL OUTPUT - DO NOT GROUND + OUTPUT OR - OUTPUT

APTE-51W-1000-XXXD-4

#### \* Ordering Information

3 Wire:

APTE-51W-1000-XXXD-3

4 Wire:

APTE-51W-1000-XXXD-4

Note: Custom pressure ranges, accuracies and mechanical configurations available. Dimensions are in inches. Dimensions in parenthesis are in millimeters. All dimensions nominal. (F) Continuous development and refinement of our products may result in specification changes without notice. Copyright © 2014 Kulite Semiconductor Products, Inc. All Rights Reserved.